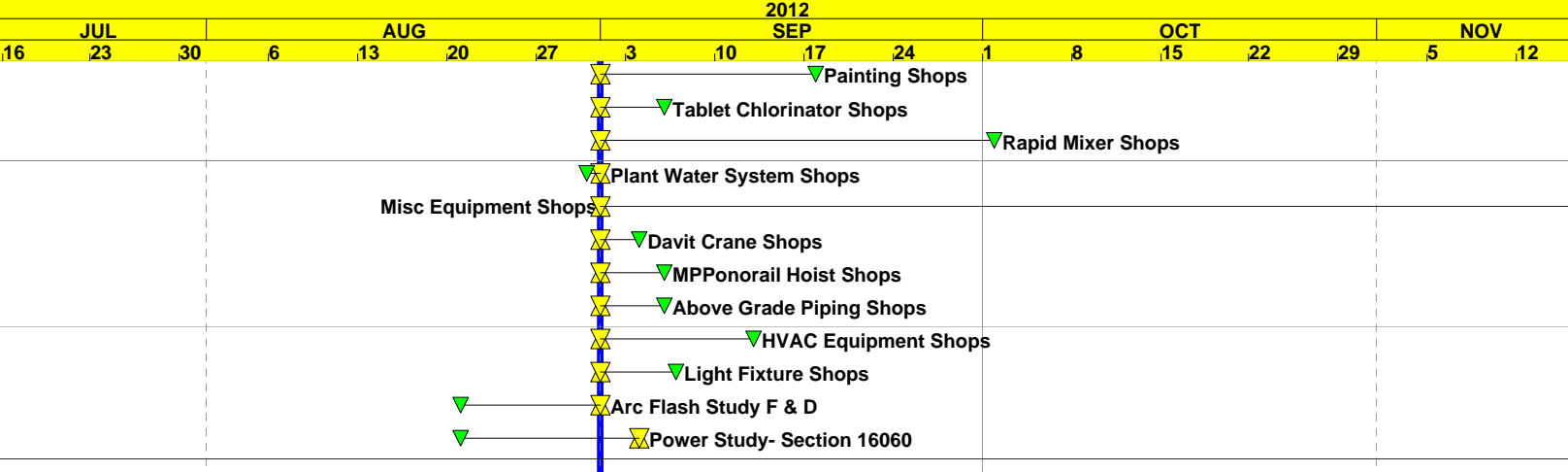



Activity ID	Activity Description	Orig Dur	Rem Dur	%	Early Start	Early Finish	Late Start	Late Finish	Total Float	Resource	Budgeted Cost	2012																	
												JUL			AUG				SEP			OCT			NOV				
												16	23	30	6	13	20	27	3	10	17	24	1	8	15	22	29	5	12
ADMINISTRATIVE ACTIVITIES																													
ADMINISTRATIVE																													
ADMINISTRATIVE																													
Mobilization																													
0002	Notice to Proceed	0	0	100							0.00	◆ Notice to Proceed																	
0003	Inspector's Trailer	15	0	100						MANHOURS	8,000.00	▼ Inspector's Trailer																	
0004	Contractor Mobilization	21	0	100						MANHOURS	921,000.00	▼ Contractor Mobilization																	
0685	Substantial Completion	0	0	0		23OCT12		06OCT12*	-17		0.00	◆ Substantial Completion																	
0005	Demobilization	10	10	0	25OCT12	08NOV12	16NOV12	05DEC12	14	MANHOURS	24,000.00	Demobilization																	
0695	Final Completion	0	0	0		02DEC12		06DEC12*	4		0.00																		
PROCUREMENT																													
PROCUREMENT																													
SUBMITTALS																													
Submittals																													
0007	Reinf. Shops- Overhead Air Line	67	0	100							0.00	▼ Reinf. Shops- Overhead Air Line																	
0008	Manholes Shops	65	0	100							0.00	▼ Manholes Shops																	
0009	Precast Building Shops	80	0	100							0.00	▼ Precast Building Shops																	
0010	Metal Building Shops	90	0	100							0.00	▼ Metal Building Shops																	
0011	Misc. Metals Shops	75	0	100							0.00	Misc. Metals Shops																	
0013	Transformers Shops	60	0	100							0.00	▼ Transformers Shops																	
0014	Switchgear, Panels, Overcurrent,	60	0	100							0.00	▼ Switchgear, Panels, Overcurrent, MCC & VFD Shops																	
0015	Generators & Transfer Switches	60	0	100							0.00	▼ Generators & Transfer Switches Shops																	
0016	RAS Pumps Shops	90	0	100							0.00	▼ RAS Pumps Shops																	
0017	Mixers Shops	90	0	100							0.00	▼ Mixers Shops																	
0018	Chemical Pumps Shops	70	0	100							0.00	▼ Chemical Pumps Shops																	
0019	Chem Storage Tanks Shops	70	0	100							0.00	▼ Chem Storage Tanks Shops																	
0020	Blowers Shops	110	0	100							0.00	▼ Blowers Shops																	
0021	Refurbish Pumps Shops	60	0	100							0.00	▼ Refurbish Pumps Shops																	
0022	Screen Shops	95	0	100							0.00	▼ Screen Shops																	
0023	Denitrification Shops	120	0	100							0.00	▼ Denitrification Shops																	
0024	UV Equipment Shops	70	0	100							0.00	▼ UV Equipment Shops																	
0025	Methanol System Shops	80	0	100							0.00	▼ Methanol System Shops																	
0026	Valves Shops	90	0	100							0.00	▼ Valves Shops																	
0027	Yard Piping Shops	70	0	100							0.00	▼ Yard Piping Shops																	
0028	Instrumentation Shops	120	0	100							0.00	▼ Instrumentation Shops																	
0031	Disconnects	21	0	100							0.00	▼ Disconnects																	
0041	Heat Trace	21	0	100							0.00	▼ Heat Trace																	
0622	Sluice Gates Shops	90	0	100							0.00	▼ Sluice Gates Shops																	
0632	Diffusers Shops	90	0	100							0.00	▼ Diffusers Shops																	
0642	Submersible Pumps Shops	90	0	100							0.00	▼ Submersible Pumps Shops																	
0688	Wire and Conduit Shops	45	0	100							0.00	▼ Wire and Conduit Shops																	
0718	Reinf. Shops- Equal. Pump Sta.	75	0	100							0.00	▼ Reinf. Shops- Equal. Pump Sta.																	
0728	Reinf. Shops- Equal. Tanks 1 & 2	55	0	100							0.00	▼ Reinf. Shops- Equal. Tanks 1 & 2																	
0738	Reinf. Shops- PE/RAS Box	55	0	100							0.00	▼ Reinf. Shops- PE/RAS Box																	
0748	Reinf. Shops- Reactors 1 & 2	55	0	100							0.00	▼ Reinf. Shops- Reactors 1 & 2																	
0758	Reinf. Shops- Reactors 3 & 4	85	0	100							0.00	▼ Reinf. Shops- Reactors 3 & 4																	
0768	Reinf. Shops- Denitrification	74	0	100							0.00	▼ Reinf. Shops- Denitrification																	
0778	Reinf. Shops- Rapid Mix	79	0	100							0.00	▼ Reinf. Shops- Rapid Mix																	
0788	Reinf. Shops- Sodium Hydroxide	85	0	100							0.00	▼ Reinf. Shops- Sodium Hydroxide																	
0798	Reinf. Shops- Equal Elect. Bldg.	85	0	100							0.00	▼ Reinf. Shops- Equal Elect. Bldg.																	
0808	Reinf. Shops- U.V. Tank	95	0	100							0.00	▼ Reinf. Shops- U.V. Tank																	
0957	Steel Sheet Piping Shops	85	0	100							0.00	▼ Steel Sheet Piping Shops																	
0967	Auger Cast Pile Shops	85	0	100							0.00	▼ Auger Cast Pile Shops																	
0977	Paving Material Shops	85	0	100							0.00	▼ Paving Material Shops																	
0987	Seeding Shops	95	0	100							0.00	▼ Seeding Shops																	
0997	Concrete Material Shops	60	0	100							0.00	▼ Concrete Material Shops																	

Activity ID	Activity Description	Orig Dur	Rem Dur	%	Early Start	Early Finish	Late Start	Late Finish	Total Float	Resource	Budgeted Cost
1027	Tablet Chlorinator Shops	80	0	100							0.00
1037	Rapid Mixer Shops	75	0	100							0.00
1047	Plant Water System Shops	85	0	100							0.00
1057	Misc Equipment Shops	75	0	100							0.00
1067	Davit Crane Shops	60	0	100							0.00
1077	MPPonorail Hoist Shops	90	0	100							0.00
1087	Above Grade Piping Shops	60	0	100							0.00
1097	HVAC Equipment Shops	105	0	100							0.00
1107	Light Fixture Shops	85	0	100							0.00
50757	Arc Flash Study F & D	40	0	100							0.00
0012	Power Study- Section 16060	60	0	100						MANHOURS	18,000.00




0003.2	Submit Bypass Pumping	42	42	0	01SEP12	12OCT12	12OCT12	22NOV12	41		0.00
--------	-----------------------	----	----	---	---------	---------	---------	---------	----	--	------



APPROVALS

Submittals

0018A	Chemical Pumps Shops	14	0	100	15JUN11A		15JUN11A				0.00
0313	Wire and Conduit approval	14	0	100							0.00
0007A	Reinf. Shops- Overhead Air Line	14	0	100							0.00
0008A	Manholes Shops	14	0	100							0.00
0009A	Precast Building Shops	14	0	100							0.00
0010A	Metal Building Shops	14	0	100							0.00
0011A	Misc. Metals Shops	14	0	100							0.00
0013A	Transformers Shops	14	0	100							0.00
0014A	Switchgear, Panels, Overcurrent,	14	0	100							0.00
0015A	Generators & Transfer Switches	14	0	100							0.00
0016A	RAS Pumps Shops	14	0	100							0.00
0017A	Mixers Shops	14	0	100							0.00
0019A	Chem Storage Tanks Shops	14	0	100							0.00
0020A	Blowers Shops	14	0	100							0.00
0021A	Refurbish Pumps Shops	14	0	100							0.00
0022A	Screen Shops	14	0	100							0.00
0023A	Denitrification Shops	14	0	100							0.00
0024A	UV Equipment Shops	14	0	100							0.00
0025A	Methanol System Shops	14	0	100							0.00
0026A	Valves Shops	14	0	100							0.00
0027A	Yard Piping Shops	14	0	100							0.00
0028A	Instrumentation Shops	14	0	100							0.00
0031A	Disconnects	14	0	100							0.00
0041A	Heat Trace	14	0	100							0.00
0622A	Sluice Gates Shops	14	0	100							0.00
0632A	Diffusers Shops	14	0	100							0.00
0642A	Submersible Pumps Shops	14	0	100							0.00
0688A	Wire and Conduit Shops	14	0	100							0.00
0718A	Reinf. Shops- Equal. Pump Sta.	14	0	100							0.00
0728A	Reinf. Shops- Equal. Tanks 1 & 2	14	0	100							0.00
0738A	Reinf. Shops- PE/RAS Box	14	0	100							0.00
0748A	Reinf. Shops- Reactors 1 & 2	14	0	100							0.00
0758A	Reinf. Shops- Reactors 3 & 4	14	0	100							0.00
0768A	Reinf. Shops- Denitrification	14	0	100							0.00
0778A	Reinf. Shops- Rapid Mix	14	0	100							0.00
0788A	Reinf. Shops- Sodium Hydroxide	14	0	100							0.00
0798A	Reinf. Shops- Equal Elect. Bldg.	14	0	100							0.00
0808A	Reinf. Shops- U.V. Tank	14	0	100							0.00
0957A	Steel Sheet Piping Shops	14	0	100							0.00
0967A	Auger Cast Pile Shops	14	0	100							0.00
0977A	Paving Material Shops	14	0	100							0.00





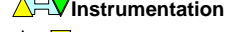
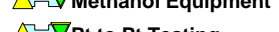




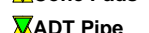
















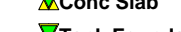
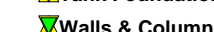


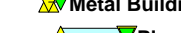








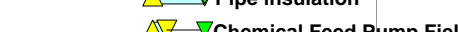








Activity ID	Activity Description	Orig Dur	Rem Dur	%	Early Start	Early Finish	Late Start	Late Finish	Total Float	Resource	Budgeted Cost	2012																		
												JUL			AUG				SEP				OCT			NOV				
												16	23	30	6	13	20	27	3	10	17	24	1	8	15	22	29	5	12	
51297	Reinf. Equal Tanks 1 & 2	10	0	100							0.00																			
51307	Reinf. PE/RAS Box- F & D	10	0	100							0.00																			
51317	Reinf. Reactors 1 & 2	10	0	100							0.00																			
51327	Reinf. Reactors 3 & 4	10	0	100							0.00																			
51337	Reinf. Denitrification- F & D	10	0	100							0.00																			
51347	Reinf. Rapid Mix- F & D	8	0	100							0.00																			
51357	Reinf. Sodium Hydroxide- F & D	8	0	100							0.00																			
51367	Reinf. Equal Elect. Bldg.- F & D	10	0	100							0.00																			
51377	Reinf. U.V. Tank- F & D	10	0	100							0.00																			
0042	PLC Panels & Instrumentation	60	0	100						MANHOURS	715,976.25																			
O & M MANUALS																														
PRELIMINARY DRAFT																														
Main Pumping Station																														
0779	Screen- Prelim. Draft O & M	30	0	100							0.00																			
EQ Pump Station																														
0719	EQ Pumps- Prelim. Draft O & M	30	0	100							0.00																			
Reactors 3&4																														
0675	Mixer- Prelim. Draft O & M	30	30	0	01SEP12	30SEP12	08SEP12	07OCT12	7		0.00																			
0735	Diffuser- Prelim. Draft O & M	30	30	0	01SEP12	30SEP12	08SEP12	07OCT12	7		0.00																			
0755	Nitrate Pump- Prelim. Draft O & M	30	30	0	01SEP12	30SEP12	08SEP12	07OCT12	7		0.00																			
0775	Davit Crane- Prelim. Draft O & M	30	30	0	01SEP12	30SEP12	08SEP12	07OCT12	7		0.00																			
Reactor Aeration Gallery 1																														
0524	RAS Pumps- Prelim. Draft O & M	30	0	100							0.00																			
0664	Chlorination- Prelim. Draft O & M	30	0	100							0.00																			
Reactor Aeration Gallery 2																														
0686	Valve Operator- Prelim. Draft O & M	30	0	100							0.00																			
Denitrification Filter Facility																														
0677	Denitrification Equip.- Prelim.	30	0	100							0.00																			
Rapid Mix Chamber																														
0666	Rapid Mixer- Prelim. Draft O & M	30	0	100							0.00																			
Grit Removal Facility																														
0650	Sluice Gate- Prelim. Draft O & M	30	0	100							0.00																			
0680	Blower- Prelim. Draft O & M	30	0	100							0.00																			
Admin. Chem Feec																														
0739	Chem Feed Pumps- Prelim. Draft	30	0	100							0.00																			
Chem Feed & Process Water																														
0698	Plant Water System- Prelim. Draft	30	0	100							0.00																			
Methanol Feed Storage																														
0759	Methanol System- Prelim. Draft O	30	0	100							0.00																			
Sodium Hydroxide																														
0715	FRP Tank- Prelim. Draft O & M	30	0	100							0.00																			
EQ Electrical Building																														
0818	HVAC Equip.- Prelim. Draft O &	30	0	100						MANHOURS	0.00																			
UV Disinfection Facility																														
0799	UV Equip.- Prelim. Draft O & M	30	0	100	01OCT11A	30OCT11A	01OCT11A	30OCT11A			0.00																			
0819	Hoist- Prelim. Draft O & M	30	0	100	01OCT11A	30OCT11A	01OCT11A	30OCT11A			0.00																			
FINAL DRAFT																														
Main Pumping Station																														
0779A	Screen- Final Draft O & M	30	0	100							0.00																			
EQ Pump Station																														
0719A	EQ Pumps- Final Draft O & M	30	0	100							0.00																			
Reactors 3&4																														
0675A	Mixer- Final Draft O & M	30	30	0	01OCT12	30OCT12	08OCT12	06NOV12	7		0.00																			
0735A	Diffuser- Final Draft O & M	30	30	0	01OCT12	30OCT12	08OCT12	06NOV12	7		0.00																			
0755A	Nitrate Pump- Final Draft O & M	30	30	0	01OCT12	30OCT12	08OCT12	06NOV12	7		0.00																			
0775A	Davit Crane- Final Daft O & M	30	30	0	01OCT12	30OCT12	08OCT12	06NOV12	7		0.00																			

Activity ID	Activity Description	Orig Dur	Rem Dur	%	Early Start	Early Finish	Late Start	Late Finish	Total Float	Resource	Budgeted Cost	2012																														
												JUL			AUG				SEP			OCT			NOV																	
												.16	.23	.30	.6	.13	.20	.27	.3	.10	.17	.24	.1	.8	.15	.22	.29	.5	.12													
Reactor Aeration Gallery 1																																										
0524A	RAS Pumps- Final Draft O & M	30	0	100							0.00																															
0664A	Chlorination- Final Draft O & M	30	0	100							0.00																															
Reactor Aeration Gallery 2																																										
0686A	Valve Operator- Final Draft O & M	30	0	100							0.00																															
Denitrification Filter Facility																																										
0677A	Denitrification Equip.- Final Draft	30	0	100							0.00																															
Rapid Mix Chamber																																										
0666A	Rapid Mixer- Final Draft O & M	30	0	100							0.00																															
Grit Removal Facility																																										
0650A	Sluice Gate- Final Draft O & M	30	0	100							0.00																															
0680A	Blower- Fnal Draft O & M	30	0	100							0.00																															
Admin. Chem Feec																																										
0739A	Chem Feed Pumps- Fial Draft O	30	0	100							0.00																															
Chem Feed & Process Water																																										
0698A	Plant Water System- Final Draft	30	0	100							0.00																															
Methanol Feed Storage																																										
0759A	Methanol System- Final Draft O &	1	0	100							0.00																															
Sodium Hydroxide																																										
0715A	FRP Tank- Final Draft O & M	30	0	100							0.00																															
EQ Electrical Building																																										
0818A	HVAC Equip.- Final Draft O & M	30	0	100						MANHOURS	0.00																															
UV Disinfection Facility																																										
0799A	UV Equip.- Final Draft O & M	30	0	100							0.00																															
0819A	Hoist- Final Draft O & M	30	0	100							0.00																															
FINAL																																										
Main Pumping Station																																										
0789	Screen- Final O & M	30	0	100							0.00																															
EQ Pump Station																																										
0729	EQ Pumps- Final O & M	30	0	100							0.00																															
Reactors 3&4																																										
0705	Mixer- Final O & M	30	30	0	31OCT12	29NOV12	07NOV12	06DEC12	7		0.00																															
0745	Diffuser- Final O & M	30	30	0	31OCT12	29NOV12	07NOV12	06DEC12	7		0.00																															
0765	Nitrate Pump- Final O & M	30	30	0	31OCT12	29NOV12	07NOV12	06DEC12	7		0.00																															
0785	Davit Crane- Final O & M	30	30	0	31OCT12	29NOV12	07NOV12	06DEC12	7		0.00																															
Reactor Aeration Gallery 1																																										
0634	RAS Pumps- Final O & M	30	0	100							0.00																															
0674	Chlorination- Final O & M	30	0	100							0.00																															
Reactor Aeration Gallery 2																																										
0696	Valve Operator- Final O & M	30	0	100							0.00																															
Denitrification Filter Facility																																										
0687	Denitrification Equip.- Final O & M	30	0	100							0.00																															
Rapid Mix Chamber																																										
0676	Rapid Mixer- Final O & M	30	0	100							0.00																															
Grit Removal Facility																																										
0670	Sluice Gate- Final O & M	30	0	100							0.00																															
0690	Blower- Final O & M	30	0	100							0.00																															
Admin. Chem Feec																																										
0749	Chem Feed Pumps- Final O & M	30	0	100							0.00																															
Chem Feed & Process Water																																										
0708	Plant Water System- Final O & M	30	0	100							0.00																															
Methanol Feed Storage																																										
0769	Methanol System- Final O & M	30	0	100							0.00																															
Sodium Hydroxide																																										
0725	FRP Tank- Final O & M	30	0	100							0.00																															

Activity ID	Activity Description	Orig Dur	Rem Dur	%	Early Start	Early Finish	Late Start	Late Finish	Total Float	Resource	Budgeted Cost	2012																	
												JUL			AUG				SEP			OCT			NOV				
												16	23	30	6	13	20	27	3	10	17	24	1	8	15	22	29	5	12
0175	Conc Pads	5	0	100						MANHOURS	4,700.00	▼Conc Pads																	
0190	Wire	10	0	100						MANHOURS	34,160.00	▼Wire																	
0173.1	Conc Walls Upper	10	0	100						MANHOURS	73,100.00	▼Conc Walls Upper																	
0188.4	Conduit Lighting, Controls &	10	0	100						MANHOURS	45,100.00	▼Conduit Lighting, Controls & Instrumentation																	
0181	Flow Eq Influent 12	5	5	0	07SEP12	14SEP12	07SEP12	14SEP12	0	MANHOURS	33,200.00	▼Flow Eq Influent 12																	
0182	Flow Eq INfluent 20	3	3	0	07SEP12	11SEP12	07SEP12	11SEP12	0	MANHOURS	15,600.00	▼Flow Eq INfluent 20																	
0178	EQ Pumps Installation	5	4	25	10SEP12	14SEP12	10SEP12	14SEP12	0	MANHOURS	17,000.00	▼EQ Pumps Installation																	
0183	Flow Eq Return 6	2	2	0	10SEP12	11SEP12	10SEP12	11SEP12	0	MANHOURS	1,400.00	▼Flow Eq Return 6																	
0184	Plug Valve 12	2	2	0	10SEP12	11SEP12	10SEP12	11SEP12	0	MANHOURS	5,400.00	▼Plug Valve 12																	
0185	Swing Check Valve	5	5	0	10SEP12	17SEP12	10SEP12	17SEP12	0	MANHOURS	27,700.00	▼Swing Check Valve																	
0193	Instrumentation	5	5	0	13SEP12	20SEP12	14SEP12	21SEP12	1	MANHOURS	24,100.00	▼Instrumentation																	
0177	Painting	10	0	100						MANHOURS	10,900.00	▼Painting																	
0191	Controls & Control Panels	2	0	100						MANHOURS	8,000.00	▼Controls & Control Panels																	
0187	Plug Valve 6	1	1	0	17SEP12	17SEP12	17SEP12	17SEP12	0	MANHOURS	4,700.00	▼Plug Valve 6																	
0639	Field Test & Training EQ Pumps	1	1	0	18SEP12	18SEP12	18SEP12	18SEP12	0	MANHOURS	5,000.00	▼Field Test & Training EQ Pumps																	
0186	Tideflex Valve	1	0	100						MANHOURS	1,300.00	▼Tideflex Valve																	
EQ Tanks 1&2																													
0196.4	Additional Dewatering EQ Tanks	40	0	100	23AUG11A		23AUG11A				0.00																		
0196	Excavation	15	0	100	01OCT11A		01OCT11A			MANHOURS	329,300.00																		
0198.8	Cure Walls	10	10	0	01SEP12	10SEP12	01SEP12	10SEP12	0		0.00	▼Cure Walls																	
0200	Stairs	5	5	0	04SEP12	11SEP12	04SEP12	11SEP12	0	MANHOURS	7,200.00	▼Stairs																	
0201	Railings	13	12	10	04SEP12	24SEP12	04SEP12	24SEP12	0	MANHOURS	46,300.00	▼Railings																	
0198.78	Walls Pour 13	3	0	90	04SEP12	31AUG12	04SEP12	31AUG12	0	MANHOURS	36,449.00	▼Walls Pour 13																	
0205	RE Pumps Installation	5	5	0	04SEP12	11SEP12	06SEP12	13SEP12	1	MANHOURS	15,000.00	▼RE Pumps Installation																	
0206	Mixers Installation	5	5	0	04SEP12	11SEP12	06SEP12	13SEP12	1	MANHOURS	18,000.00	▼Mixers Installation																	
0219	Controls & Control Panels	2	2	0	04SEP12	06SEP12	07SEP12	10SEP12	2	MANHOURS	26,500.00	▼Controls & Control Panels																	
0220	Conduit Power Distribution	5	1	75	04SEP12	04SEP12	07SEP12	07SEP12	2	MANHOURS	31,650.00	▼Conduit Power Distribution																	
0221	Boxes	5	5	0	04SEP12	11SEP12	07SEP12	14SEP12	2	MANHOURS	1,600.00	▼Boxes																	
0222	Wire	10	10	0	04SEP12	20SEP12	07SEP12	24SEP12	2	MANHOURS	42,700.00	▼Wire																	
0220.4	Conduit Lighting, Controls &	5	5	0	04SEP12	11SEP12	07SEP12	14SEP12	2	MANHOURS	31,650.00	▼Conduit Lighting, Controls & Instrumentation																	
0207	Davit Cranes	5	5	0	04SEP12	11SEP12	10SEP12	17SEP12	3	MANHOURS	34,000.00	▼Davit Cranes																	
0197	Conc Slab Pour 1	4	0	100						MANHOURS	58,000.00	▼Conc Slab Pour 1																	
0198	Walls Pour 1	3	0	100						MANHOURS	27,333.00	▼Walls Pour 1																	
0199	Walkways	15	0	100						MANHOURS	82,300.00	▼Walkways																	
0204	Sluice Gates	7	0	100						MANHOURS	47,000.00	▼Sluice Gates																	
0197.2	Conc Slab Pour 2	4	0	100						MANHOURS	58,000.00	▼Conc Slab Pour 2																	
0197.4	Conc Slab Pour 3	3	0	100						MANHOURS	11,700.00	▼Conc Slab Pour 3																	
0198.2	Walls Pour 2	2	0	100						MANHOURS	36,444.00	▼Walls Pour 2																	
0198.4	Walls Pour 3	3	0	100						MANHOURS	27,333.00	▼Walls Pour 3																	
0198.6	Walls Pour 4	3	0	100						MANHOURS	36,444.00	▼Walls Pour 4																	
0198.62	Walls Pour 5	3	0	100						MANHOURS	27,333.00	▼Walls Pour 5																	
0198.64	Walls Pour 6	2	0	100						MANHOURS	36,444.00	▼Walls Pour 6																	
0198.66	Walls Pour 7	3	0	100						MANHOURS	27,333.00	▼Walls Pour 7																	
0198.68	Walls Pour 8	3	0	100						MANHOURS	36,444.00	▼Walls Pour 8																	
0198.7	Walls Pour 9	2	0	100						MANHOURS	27,333.00	▼Walls Pour 9																	
0198.72	Walls Pour 10	3	0	100						MANHOURS	36,444.00	▼Walls Pour 10																	
0198.74	Walls Pour 11	2	0	100						MANHOURS	27,333.00	▼Walls Pour 11																	
0198.76	Walls Pour 12	2	0	100						MANHOURS	27,333.00	▼Walls Pour 12																	
0202	Grating	5	5	0	06SEP12	13SEP12	06SEP12	13SEP12	0	MANHOURS	4,700.00	▼Grating																	
0203	Painting	10	10	0	06SEP12	21SEP12	06SEP12	21SEP12	0	MANHOURS	11,000.00	▼Painting																	
0223	Lighting	5	5	0	07SEP12	14SEP12	11SEP12	18SEP12	2	MANHOURS	1,800.00	▼Lighting																	
0225	Instrumentation	5	5	0	07SEP12	14SEP12	11SEP12	18SEP12	2	MANHOURS	18,000.00	▼Instrumentation																	
0225.1	Pt to Pt Testing	5	5	0	07SEP12	14SEP12	13SEP12	20SEP12	3		0.00	▼Pt to Pt Testing																	
0225.2	Equalization SCADA	7	7	0	08SEP12	14SEP12	13SEP12	19SEP12	5		0.00	▼Equalization SCADA Programming																	
0208	Flow Eq Influent 18	2	2	0	10SEP12	11SEP12	11SEP12	13SEP12	1	MANHOURS	2,200.00	▼Flow Eq Influent 18																	
0218	Station Monitor	3	3	0	10SEP12	13SEP12	11SEP12	14SEP12	1	MANHOURS	7,700.00	▼Station Monitor																	
0226	Leak Testing	5	1	75	11SEP12	11SEP12	11SEP12	11SEP12	0	MANHOURS	4,200.00	▼Leak Testing																	




Activity ID	Activity Description	Orig Dur	Rem Dur	%	Early Start	Early Finish	Late Start	Late Finish	Total Float	Resource	Budgeted Cost	2012																						
												JUL			AUG				SEP				OCT				NOV							
												16	23	30	6	13	20	27	3	10	17	24	1	8	15	22	29	5	12					
0274	MCC, Control Panels, Controls &	10	3	66	04SEP12	07SEP12	13SEP12	17SEP12	5	MANHOURS	18,100.00	MCC, Control Panels, Controls & PLC-AER1																						
0260	Davit cranes	5	5	0	04SEP12	11SEP12	14SEP12	21SEP12	6	MANHOURS	23,000.00	Davit cranes																						
0245	Demolition 2	10	0	100						MANHOURS	21,025.00	Demolition 2																						
0246	Excavation Reactor 2	8	0	100						MANHOURS	60,950.00	Excavation Reactor 2																						
0247	Shoring	10	0	100						MANHOURS	48,000.00	Shoring																						
0248	Base Slab Reactor 2	6	0	100						MANHOURS	57,050.00	Base Slab Reactor 2																						
0249	Walls Pour 1 Reactor 2	9	0	100						MANHOURS	53,600.00	Walls Pour 1 Reactor 2																						
0270	Elec Demo	2	0	100						MANHOURS	2,400.00	Elec Demo																						
0271	Conduit Power Distribution	10	0	100						MANHOURS	62,450.00	Conduit Power Distribution																						
0272	Boxes	5	0	100						MANHOURS	21,300.00	Boxes																						
0273	Wire	5	0	100						MANHOURS	37,200.00	Wire																						
0279	Refurb Nitrate Pumps	90	0	100						MANHOURS	108,000.00	Refurb Nitrate Pumps																						
0245.2	Demolition 1	10	0	100						MANHOURS	19,975.00	Demolition 1																						
0246.2	Excavation Reactor 1	2	0	100						MANHOURS	60,950.00	Excavation Reactor 1																						
0248.2	Base Slab Reactor 1	4	0	100						MANHOURS	57,050.00	Base Slab Reactor 1																						
0249.1	Walls Pour 1 Reactor 1	6	0	100						MANHOURS	53,600.00	Walls Pour 1 Reactor 1																						
0249.2	Walls Pour 2 Reactor 2	7	0	100						MANHOURS	40,200.00	Walls Pour 2 Reactor 2																						
0249.21	Walls Pour 2 Reactor 1	4	0	100						MANHOURS	40,200.00	Walls Pour 2 Reactor 1																						
0249.4	Walls Pour 3 Reactor 2	7	0	100						MANHOURS	40,200.00	Walls Pour 3 Reactor 2																						
0249.41	Walls Pour 3 Reactor 1	4	0	100						MANHOURS	40,200.00	Walls Pour 3 Reactor 1																						
0249.6	Walls Pour 4 Reactor 2	2	0	100						MANHOURS	64,300.00	Walls Pour 4 Reactor 2																						
0249.61	Walls Pour 4 Reactor 1	2	0	100						MANHOURS	64,300.00	Walls Pour 4 Reactor 1																						
0249.7	Walls Pour 5 Reactor 2	2	0	100						MANHOURS	64,300.00	Walls Pour 5 Reactor 2																						
0249.71	Walls Pour 5 Reactor 1	2	0	100						MANHOURS	64,300.00	Walls Pour 5 Reactor 1																						
0249.8	Walls Pour 6 Reactor 2	1	0	100						MANHOURS	32,150.00	Walls Pour 6 Reactor 2																						
0249.85	Cure Walls	7	2	70	05SEP12	06SEP12	09SEP12	10SEP12	4		0.00	Cure Walls																						
0256	Slide Gates Installation	5	1	75	06SEP12	06SEP12	07SEP12	07SEP12	1	MANHOURS	1,000.00	Slide Gates Installation																						
0257	Mixers Installation	7	4	50	06SEP12	11SEP12	07SEP12	13SEP12	1	MANHOURS	15,000.00	Mixers Installation																						
0258	Diffusers Installation	8	4	50	06SEP12	11SEP12	07SEP12	13SEP12	1	MANHOURS	17,000.00	Diffusers Installation																						
0259	Refurb Nitrate Pumps Installation	5	2	60	06SEP12	07SEP12	07SEP12	10SEP12	1	MANHOURS	7,000.00	Refurb Nitrate Pumps Installation																						
0261	Stainless Pipe	10	5	50	06SEP12	13SEP12	10SEP12	17SEP12	2	MANHOURS	37,800.00	Stainless Pipe																						
0262	Nitrate Recycle	5	4	25	06SEP12	11SEP12	10SEP12	14SEP12	2	MANHOURS	2,400.00	Nitrate Recycle																						
0263	Plant water	5	5	0	06SEP12	13SEP12	10SEP12	17SEP12	2	MANHOURS	26,900.00	Plant water																						
0265	Plug Valve	2	2	0	06SEP12	07SEP12	10SEP12	11SEP12	2	MANHOURS	4,950.00	Plug Valve																						
0266	Deck Hydrant	3	2	50	06SEP12	07SEP12	10SEP12	11SEP12	2	MANHOURS	4,200.00	Deck Hydrant																						
0267	Butterfly Valve 4	5	5	0	06SEP12	13SEP12	10SEP12	17SEP12	2	MANHOURS	6,800.00	Butterfly Valve 4																						
0268	Butterfly Valve 6	5	5	0	06SEP12	13SEP12	10SEP12	17SEP12	2	MANHOURS	7,600.00	Butterfly Valve 6																						
0620	Field Test & Training Nitrate	5	5	0	06SEP12	10SEP12	09SEP12	13SEP12	3	MANHOURS	2,000.00	Field Test & Training Nitrate Pumps																						
0637	Field Test & Training Mixers	5	5	0	06SEP12	10SEP12	09SEP12	13SEP12	3	MANHOURS	2,000.00	Field Test & Training Mixers																						
0649	Field Test & Training Diffusers	5	5	0	06SEP12	10SEP12	09SEP12	13SEP12	3	MANHOURS	2,000.00	Field Test & Training Diffusers																						
0275	Lighting	2	1	50	06SEP12	06SEP12	14SEP12	14SEP12	5	MANHOURS	4,100.00	Lighting																						
0276	Heat Trace	2	2	0	06SEP12	07SEP12	14SEP12	17SEP12	5	MANHOURS	1,500.00	Heat Trace																						
0635	Leak Test Weir Plates	1	1	0	07SEP12	07SEP12	13SEP12	13SEP12	3	MANHOURS	1,000.00	Leak Test Weir Plates																						
0647	Field Test Slide Gates	1	1	0	07SEP12	07SEP12	13SEP12	13SEP12	3	MANHOURS	1,000.00	Field Test Slide Gates																						
0255	Painting	10	5	50	07SEP12	14SEP12	14SEP12	21SEP12	4	MANHOURS	10,300.00	Painting																						
0249.9	Leak Test	5	3	50	07SEP12	09SEP12	11SEP12	13SEP12	4	MANHOURS	1,000.00	Leak Test																						
0269	Pipe Insulation	3	3	0	10SEP12	13SEP12	14SEP12	18SEP12	3	MANHOURS	8,100.00	Pipe Insulation																						
0250.2	Backfill	5	3	50	10SEP12	13SEP12	14SEP12	18SEP12	3	MANHOURS	2,500.00	Backfill																						
0649.2	Clear Water Operation	3	3	0	11SEP12	13SEP12	14SEP12	16SEP12	3	MANHOURS	500.00	Clear Water Operation																						
0649.4	Reliability Test	7	7	0	14SEP12	20SEP12	17SEP12	23SEP12	3		0.00	Reliability Test																						
Reactor Aeration Gallery 1																																		
0316	Painting	5	3	50	04SEP12	07SEP12	06SEP12	10SEP12	1	MANHOURS	6,700.00	Painting																						
0317	Chlorination Set Equipment	10	4	65	04SEP12	10SEP12	06SEP12	11SEP12	1	MANHOURS	17,000.00	Chlorination Set Equipment																						
0315.2	Demolition Piping & Valves	10	3	70	04SEP12	07SEP12	06SEP12	10SEP12	1	MANHOURS	8,500.00	Demolition Piping & Valves																						
0329	Conduit	12	4	65	04SEP12	10SEP12	07SEP12	13SEP12	2	MANHOURS	32,200.00	Conduit																						
0315	Demolition Pumps & Tanks	10	0	100						MANHOURS	8,500.00	Demolition Pumps & Tanks																						
0330	Boxes	1	0	100						MANHOURS	1,200.00	Boxes																						


Activity ID	Activity Description	Orig Dur	Rem Dur	%	Early Start	Early Finish	Late Start	Late Finish	Total Float	Resource	Budgeted Cost	2012															
												JUL			AUG				SEP				OCT			NOV	
												16	23	30	6	13	20	27	3	10	17	24	1	8	15	22	29
0457.2	Reliability Test	14	14	0	12SEP12	25SEP12	23NOV12	06DEC12	72		0.00	Reliability Test															
Chem Feed & Process Water																											
0468	Plant Water	20	10	50	02AUG12A	20SEP12	02AUG12A	18SEP12	-1	MANHOURS	21,000.00	Plant Water															
0460	Conc Pads Includes Genset Pads	5	1	90	04SEP12	04SEP12	28AUG12	28AUG12	-4	MANHOURS	1,500.00	Conc Pads Includes Genset Pads															
0461	Masonry	3	3	0	04SEP12	07SEP12	28AUG12	30AUG12	-4	MANHOURS	2,200.00	Masonry															
0470	Comp Air 1	3	3	0	04SEP12	07SEP12	29AUG12	31AUG12	-3	MANHOURS	2,800.00	Comp Air 1															
0484	HVAC	7	7	0	04SEP12	14SEP12	29AUG12	10SEP12	-3	MANHOURS	31,200.00	HVAC															
0485	Elec Demo	1	1	50	04SEP12	04SEP12	29AUG12	29AUG12	-3	MANHOURS	2,100.00	Elec Demo															
0489	XFMR, MCC, Cntrl Pnls,	10	10	5	04SEP12	20SEP12	29AUG12	14SEP12	-3	MANHOURS	15,400.00	XFMR, MCC, Cntrl Pnls, Controls, VFD & PLC-CHEM															
0491	Instrumentation	10	10	0	04SEP12	20SEP12	29AUG12	14SEP12	-3	MANHOURS	24,000.00	Instrumentation															
0486.4	Conduit Lighting, Controls &	20	12	40	04SEP12	24SEP12	29AUG12	18SEP12	-3	MANHOURS	74,150.00	Conduit Lighting, Controls & Instrumentation															
0491.2	Pt to Pt Testing	5	5	0	04SEP12	11SEP12	29AUG12	06SEP12	-3		0.00	Pt to Pt Testing															
0466	Chem Metering PA	10	10	0	04SEP12	20SEP12	30AUG12	17SEP12	-2	MANHOURS	1,000.00	Chem Metering PA															
0467	Air compressor Equip	10	10	0	04SEP12	20SEP12	31AUG12	18SEP12	-1	MANHOURS	2,400.00	Air compressor Equip															
0469	Comp Air .75	1	1	0	04SEP12	04SEP12	31AUG12	31AUG12	-1	MANHOURS	100.00	Comp Air .75															
0459	Demolition	10	0	100						MANHOURS	13,900.00	Demolition															
0486	Conduit Power Distribution	10	0	100						MANHOURS	74,150.00	Conduit Power Distribution															
0487	Boxes	5	0	100						MANHOURS	16,900.00	Boxes															
0488	Wire	15	0	100						MANHOURS	61,300.00	Wire															
0491.4	Chemical Feed SCADA	14	14	0	05SEP12	18SEP12	30AUG12	12SEP12	-6		0.00	Chemical Feed SCADA Programming															
0462	Metals	5	5	0	06SEP12	13SEP12	29AUG12	06SEP12	-4	MANHOURS	7,900.00	Metals															
0463	Blocking	2	2	0	06SEP12	07SEP12	29AUG12	30AUG12	-4	MANHOURS	400.00	Blocking															
0464	Roofing	5	5	0	06SEP12	13SEP12	29AUG12	06SEP12	-4	MANHOURS	4,300.00	Roofing															
0465	Painting	5	5	0	06SEP12	13SEP12	29AUG12	06SEP12	-4	MANHOURS	9,000.00	Painting															
0490	Generator	5	1	75	06SEP12	06SEP12	31AUG12	31AUG12	-2	MANHOURS	20,300.00	Generator															
0658	Chemical Metering Field Testing	5	5	0	07SEP12	11SEP12	02SEP12	06SEP12	-5	MANHOURS	1,300.00	Chemical Metering Field Testing & Training															
0471	Plant Water 6	5	1	90	07SEP12	07SEP12	31AUG12	31AUG12	-3	MANHOURS	10,700.00	Plant Water 6															
0472	Plant Water 8100	2	0	80	07SEP12	06SEP12	31AUG12	30AUG12	-3	MANHOURS	4,800.00	Plant Water 8100															
0474	Plant Drain	2	2	0	07SEP12	10SEP12	31AUG12	04SEP12	-3	MANHOURS	4,500.00	Plant Drain															
0475	Potable water	3	3	0	07SEP12	11SEP12	31AUG12	06SEP12	-3	MANHOURS	3,200.00	Potable water															
0476	Service Sink	2	2	0	07SEP12	10SEP12	31AUG12	04SEP12	-3	MANHOURS	1,400.00	Service Sink															
0477	Eyewash	2	2	0	07SEP12	10SEP12	31AUG12	04SEP12	-3	MANHOURS	7,600.00	Eyewash															
0657.2	Owner Provide Chemicals	1	1	0	07SEP12	07SEP12	31AUG12	31AUG12	-3		0.00	Owner Provide Chemicals															
0621	Generator Field Testing &	1	1	0	07SEP12	07SEP12	04SEP12	04SEP12	-2	MANHOURS	1,000.00	Generator Field Testing & Training															
0478	Chem Feed Piping	5	3	50	07SEP12	11SEP12	13SEP12	17SEP12	3	MANHOURS	10,200.00	Chem Feed Piping															
0473	Plant Water 10	10	0	100						MANHOURS	31,200.00	Plant Water 10															
0479	Swing Check Valve 6	2	0	100						MANHOURS	1,650.00	Swing Check Valve 6															
0480	Swing Check Valve 8	2	0	100						MANHOURS	2,050.00	Swing Check Valve 8															
0481	Gate Valve 6	2	0	100						MANHOURS	725.00	Gate Valve 6															
0482	Gate valve 8	2	0	100						MANHOURS	1,050.00	Gate valve 8															
0483	Gate Valve 10	2	0	100						MANHOURS	1,433.00	Gate Valve 10															
0492	Start-up	3	3	0	10SEP12	12SEP12	04SEP12	06SEP12	-6	MANHOURS	3,200.00	Start-up															
0492.2	Reliability Test	14	14	0	14SEP12	27SEP12	07SEP12	20SEP12	-7		0.00	Reliability Test															
Methanol Feed Storage																											
0669	Storage tank Field Testing	3	3	0	01SEP12	03SEP12	05SEP12	07SEP12	4	MANHOURS	1,000.00	Storage tank Field Testing															
0496	Fiberglass Buildings	5	5	0	04SEP12	11SEP12	04SEP12	11SEP12	0	MANHOURS	27,100.00	Fiberglass Buildings															
0497	Methanol Pumps Installation	6	1	80	04SEP12	04SEP12	04SEP12	04SEP12	0	MANHOURS	29,000.00	Methanol Pumps Installation															
0499	ADT Ducting	6	6	0	04SEP12	13SEP12	04SEP12	13SEP12	0	MANHOURS	60,000.00	ADT Ducting															
0501	SS Pipe 1	5	5	0	04SEP12	11SEP12	04SEP12	11SEP12	0	MANHOURS	3,500.00	SS Pipe 1															
0502	SS Pipe 2	2	2	0	04SEP12	06SEP12	04SEP12	06SEP12	0	MANHOURS	2,400.00	SS Pipe 2															
0503	SS Pipe 4	5	5	0	04SEP12	11SEP12	04SEP12	11SEP12	0	MANHOURS	4,100.00	SS Pipe 4															
0504	Eyewash	5	5	0	04SEP12	11SEP12	04SEP12	11SEP12	0	MANHOURS	15,200.00	Eyewash															
0505	Potable Water	3	2	50	04SEP12	06SEP12	04SEP12	06SEP12	0	MANHOURS	3,200.00	Potable Water															
0506	Pipe insulation	3	3	0	04SEP12	07SEP12	04SEP12	07SEP12	0	MANHOURS	5,300.00	Pipe insulation															
0507	Brkrs, Control Pnes, Controls,	1	0	60	04SEP12	31AUG12	04SEP12	31AUG12	0	MANHOURS	22,300.00	Brkrs, Control Pnes, Controls, XFMR's & PLC-METH															
0508	Conduit	10	3	75	04SEP12	07SEP12	04SEP12	07SEP12	0	MANHOURS	25,900.00	Conduit															
0509	Boxes75	4	3	25	04SEP12	07SEP12	04SEP12	07SEP12	0	MANHOURS	2,100.00	Boxes75															

Activity ID	Activity Description	Orig Dur	Rem Dur	%	Early Start	Early Finish	Late Start	Late Finish	Total Float	Resource	Budgeted Cost	2012																	
												JUL			AUG				SEP				OCT				NOV		
												.16	.23	.30	.6	.13	.20	.27	.3	.10	.17	.24	.1	.8	.15	.22	.29	.5	.12
0510	Wire	5	2	60	04SEP12	06SEP12	04SEP12	06SEP12	0	MANHOURS	21,700.00																		
0512	Heat Trace	2	2	0	04SEP12	06SEP12	04SEP12	06SEP12	0	MANHOURS	2,300.00																		
0513	Instrumentation	3	2	50	04SEP12	06SEP12	04SEP12	06SEP12	0	MANHOURS	12,000.00																		
0667	Methanol Equipment	3	2	50	04SEP12	06SEP12	04SEP12	06SEP12	0	MANHOURS	10,000.00																		
0513.2	Pt to Pt Testing	2	2	0	04SEP12	06SEP12	04SEP12	06SEP12	0		0.00																		
0498	Storage Tank	5	0	95	04SEP12	31AUG12	06SEP12	04SEP12	1	MANHOURS	14,000.00																		
0514	Start-up	5	5	0	04SEP12	08SEP12	05SEP12	09SEP12	1	MANHOURS	3,200.00																		
0668	Methanol Pump Field Testing &	3	3	0	04SEP12	06SEP12	05SEP12	07SEP12	1	MANHOURS	1,100.00																		
0494	Excavation	5	0	100						MANHOURS	32,100.00																		
0495	Conc Pads	10	0	100						MANHOURS	4,300.00																		
0500	ADT Pipe	5	0	100						MANHOURS	33,300.00																		
0511	Lighting	5	0	100						MANHOURS	1,800.00																		
0514.2	Reliability Test	14	14	0	06SEP12	19SEP12	07SEP12	20SEP12	1		0.00																		
Chlorine Contact Tank																													
0516	Demolition	5	5	0	07SEP12	14SEP12	11SEP12	18SEP12	2	MANHOURS	3,700.00																		
0517	Excavation	2	0	100						MANHOURS	9,300.00																		
0518	Concrete	1	0	100						MANHOURS	700.00																		
0519	DIP 10	1	0	100						MANHOURS	900.00																		
0520	DIP 36	5	0	100						MANHOURS	3,200.00																		
Primary Clarifiers 1& 2																													
0522	Demolition #1	3	0	100						MANHOURS	2,450.00																		
0523	Concrete #1	3	0	100						MANHOURS	1,350.00																		
0522.4	Demolition #2	3	0	100						MANHOURS	2,450.00																		
0523.4	Concrete #2	3	0	100						MANHOURS	1,350.00																		
Sodium Hydroxide																													
0536	Excavation	5	1	90	04SEP12*	04SEP12	04SEP12	04SEP12	0	MANHOURS	14,500.00																		
0547	Eyewash	2	2	0	04SEP12	06SEP12	04SEP12	06SEP12	0	MANHOURS	7,600.00																		
0541	FRP Grating	5	5	0	06SEP12	13SEP12	06SEP12	13SEP12	0	MANHOURS	9,300.00																		
0548	Plant Drain	1	1	50	06SEP12	06SEP12	06SEP12	06SEP12	0	MANHOURS	900.00																		
0549	Potable water	3	1	62	06SEP12	06SEP12	06SEP12	06SEP12	0	MANHOURS	3,200.00																		
0545	FRP Tank	2	0	95	06SEP12	04SEP12	10SEP12	07SEP12	2	MANHOURS	4,400.00																		
0656	FRP Tank Field Testing	5	5	0	06SEP12	13SEP12	10SEP12	17SEP12	2	MANHOURS	500.00																		
0537	Conc Slab	5	0	100						MANHOURS	18,200.00																		
0538	Tank Foundation	10	0	100						MANHOURS	8,100.00																		
0539	Walls & Columns	10	0	100						MANHOURS	15,300.00																		
0542	Coatings	10	0	100						MANHOURS	8,100.00																		
0543	Painting	5	0	100						MANHOURS	5,300.00																		
0546	Metal Building	5	0	100						MANHOURS	33,700.00																		
0550	Plant water	3	3	0	07SEP12	11SEP12	07SEP12	11SEP12	0	MANHOURS	2,100.00																		
0540	Railing	2	2	0	11SEP12	13SEP12	11SEP12	13SEP12	0	MANHOURS	4,700.00																		
0558	Instrumentation	5	4	25	11SEP12	17SEP12	11SEP12	17SEP12	0	MANHOURS	12,000.00																		
0552	Panels, Controls & Control	1	0	100						MANHOURS	2,300.00																		
0553	Conduit	10	0	100						MANHOURS	25,800.00																		
0554	Boxes	2	0	100						MANHOURS	3,900.00																		
0555	Wire	5	0	100						MANHOURS	9,700.00																		
0556	Lighting	1	0	100						MANHOURS	1,900.00																		
0557	Heat Trace	1	1	0	13SEP12	13SEP12	13SEP12	13SEP12	0	MANHOURS	3,300.00																		
0544	Chem Metering Pumps	5	1	75	13SEP12	13SEP12	14SEP12	14SEP12	1	MANHOURS	2,700.00																		
0551	Pipe insulation	2	2	0	14SEP12	17SEP12	14SEP12	17SEP12	0	MANHOURS	5,600.00																		
0665	Chemical Feed Pump Field Test	1	1	0	14SEP12	14SEP12	17SEP12	17SEP12	1	MANHOURS	500.00																		
0559	Start-up	3	3	0	18SEP12	21SEP12	18SEP12	21SEP12	0	MANHOURS	3,200.00																		
0559.2	Reliability Test	14	14	0	22SEP12	05OCT12	23SEP12	06OCT12	1		0.00																		
EQ Electrical Building																													
0562	Conc Foundations	5	4	25	04SEP12	10SEP12	04SEP12	10SEP12	0	MANHOURS	7,000.00																		
0573	Switchgear, Control Panels,	15	7	55	04SEP12	14SEP12	07SEP12	18SEP12	2	MANHOURS	26,300.00																		
0561	Excavation	10	0	100						MANHOURS	19,000.00																		
0563	Walls	3	3	0	07SEP12	11SEP12	07SEP12	11SEP12	0	MANHOURS	19,400.00																		





Activity ID	Activity Description	Orig Dur	Rem Dur	%	Early Start	Early Finish	Late Start	Late Finish	Total Float	Resource	Budgeted Cost	2012																	
												JUL			AUG				SEP			OCT			NOV				
												.16	.23	.30	.6	.13	.20	.27	3	.10	.17	.24	1	.8	.15	.22	.29	.5	.12
0564	Slab	2	2	0	11SEP12	13SEP12	11SEP12	13SEP12	0	MANHOURS	1,800.00																		
0565	Pads Including Genset Pads	2	2	0	13SEP12	14SEP12	13SEP12	14SEP12	0	MANHOURS	1,600.00																		
0566	Precast	5	5	0	13SEP12	20SEP12	13SEP12	20SEP12	0	MANHOURS	46,400.00																		
0574	Conduit	10	4	65	13SEP12	18SEP12	13SEP12	18SEP12	0	MANHOURS	63,700.00																		
0575	Wire	10	4	65	13SEP12	18SEP12	13SEP12	18SEP12	0	MANHOURS	47,100.00																		
0576	Lighting	1	1	0	13SEP12	13SEP12	13SEP12	13SEP12	0	MANHOURS	1,900.00																		
0578	Instrumentation	5	5	0	13SEP12	20SEP12	13SEP12	20SEP12	0	MANHOURS	24,000.00																		
0577	Generator	1	1	0	17SEP12	17SEP12	17SEP12	17SEP12	0	MANHOURS	21,000.00																		
0678	Generator Field Test & Training	1	1	0	18SEP12	18SEP12	18SEP12	18SEP12	0	MANHOURS	1,000.00																		
0578.2	Pt to Pt Testing	1	1	0	18SEP12	18SEP12	18SEP12	18SEP12	0		0.00																		
0567	Railings	2	2	0	18SEP12	20SEP12	24SEP12	25SEP12	3	MANHOURS	3,100.00																		
0568	Blocking	3	3	0	18SEP12	21SEP12	24SEP12	27SEP12	3	MANHOURS	2,200.00																		
0569	Roofing	3	3	0	18SEP12	21SEP12	24SEP12	27SEP12	3	MANHOURS	9,100.00																		
0570	Doors and Hardware	5	5	0	21SEP12	28SEP12	25SEP12	02OCT12	2	MANHOURS	4,000.00																		
0572	HVAC	2	2	0	21SEP12	24SEP12	25SEP12	27SEP12	2	MANHOURS	2,000.00																		
0571	Painting	5	5	0	25SEP12	02OCT12	28SEP12	05OCT12	2	MANHOURS	3,100.00																		
Elec Substation																													
0580	Demo Transformers	2	0	100						MANHOURS	3,100.00																		
0581	Conduit	15	0	100						MANHOURS	31,700.00																		
0582	Boxes	1	0	100						MANHOURS	7,600.00																		
0583	Wire	10	0	100						MANHOURS	42,700.00																		
0584	Switchgear	15	0	100						MANHOURS	12,800.00																		
0585	Pad Mounted Transformers	2	0	100						MANHOURS	6,900.00																		
0586	High Voltage Cable	2	0	100						MANHOURS	19,600.00																		
UV Disinfection Facility																													
0590	Concrete Slab	5	1	75	04SEP12	04SEP12	04SEP12	04SEP12	0	MANHOURS	38,400.00																		
0591	Grade Beams	8	2	75	04SEP12	06SEP12	04SEP12	06SEP12	0	MANHOURS	38,700.00																		
0597	Painting	2	2	0	04SEP12	06SEP12	07SEP12	10SEP12	2	MANHOURS	1,300.00																		
0602	Hoist	5	2	60	04SEP12	06SEP12	07SEP12	10SEP12	2	MANHOURS	12,300.00																		
0609.4	Backfill	3	2	50	04SEP12	06SEP12	07SEP12	10SEP12	2	MANHOURS	500.00																		
0596	Grating	5	1	80	04SEP12	04SEP12	10SEP12	10SEP12	3	MANHOURS	21,900.00																		
0588	Excavation	10	0	100						MANHOURS	76,300.00																		
0589	Auger Cast Piles	10	0	100						MANHOURS	59,700.00																		
0592	Walls and Columns Lower	10	0	100						MANHOURS	45,650.00																		
0593	Metals	3	0	100						MANHOURS	3,900.00																		
0594	Stairs	2	0	100						MANHOURS	2,900.00																		
0595	Railings	5	0	100						MANHOURS	4,700.00																		
0598	Weir Gates	5	0	100						MANHOURS	8,400.00																		
0599	Slide Gates	5	0	100						MANHOURS	17,900.00																		
0600	UV Disinfection System	10	0	100						MANHOURS	20,000.00																		
0601	Metal Building	10	0	100						MANHOURS	29,400.00																		
0609	Cure Walls	10	0	100						MANHOURS	0.00																		
0689	Weir Gate Field Testing	1	0	100						MANHOURS	500.00																		
0699	Slide Gate Field Testing	1	0	100						MANHOURS	500.00																		
0592.2	Walls and Columns Upper	10	0	100						MANHOURS	45,650.00																		
0609.2	Leak Testing	5	0	100						MANHOURS	500.00																		
0603	Disconnect & Controls Panels	2	0	100						MANHOURS	13,700.00																		
0604	Conduit	15	0	100						MANHOURS	57,900.00																		
0606	Wire	10	0	100						MANHOURS	21,800.00																		
0607	Lighting	2	0	100						MANHOURS	2,300.00																		
0608	Instrumentation	5	0	95	07SEP12	06SEP12	11SEP12	10SEP12	2	MANHOURS	24,000.00																		
0709	UV Final Acceptance	1	1	0	07SEP12	07SEP12	11SEP12	11SEP12	4		0.00																		
0660	UV Preliminary Field Test	1	0	100						MANHOURS	1,000.00																		
0679	UV Lamp Burn-in	4	0	100						MANHOURS	1,000.00																		
Admin Electric																													
0615	Double Throw Switch & PLC	1	1	5	04SEP12	04SEP12	02OCT12	02OCT12	16	MANHOURS	2,400.00																		
0612	Conduit	10	0	100						MANHOURS	30,700.00																		

Activity ID	Activity Description	Orig Dur	Rem Dur	%	Early Start	Early Finish	Late Start	Late Finish	Total Float	Resource	Budgeted Cost	2012																	
												JUL			AUG				SEP			OCT			NOV				
0613	Boxes	1	0	100						MANHOURS	1,400.00	.16	.23	.30	.6	.13	.20	.27	.3	.10	.17	.24	.1	.8	.15	.22	.29	.5	.12
0614	Wire	5	0	100						MANHOURS	23,500.00																		
0615.2	Pt to Pt Testing	2	2	0	04OCT12	05OCT12	04OCT12	05OCT12	0		0.00																		
0005.2	Plant Operational	40	40	0	24OCT12	02DEC12	28OCT12	06DEC12	4		0.00																		

 Boxes
 Wire
 Pt to Pt Testing

Plant Operational 

Start Date 04JUN10
 Finish Date 02DEC12
 Data Date 01SEP12
 Run Date 14SEP12 12:50

 Early Bar
 Float Bar
 Progress Bar
 Critical Activity

AB21

Wickersham Construction
Aberdeen WWTP

Sheet 20 of 20

Date	Revision	Checked	Approved
13SEP12	8/31/12 Update		